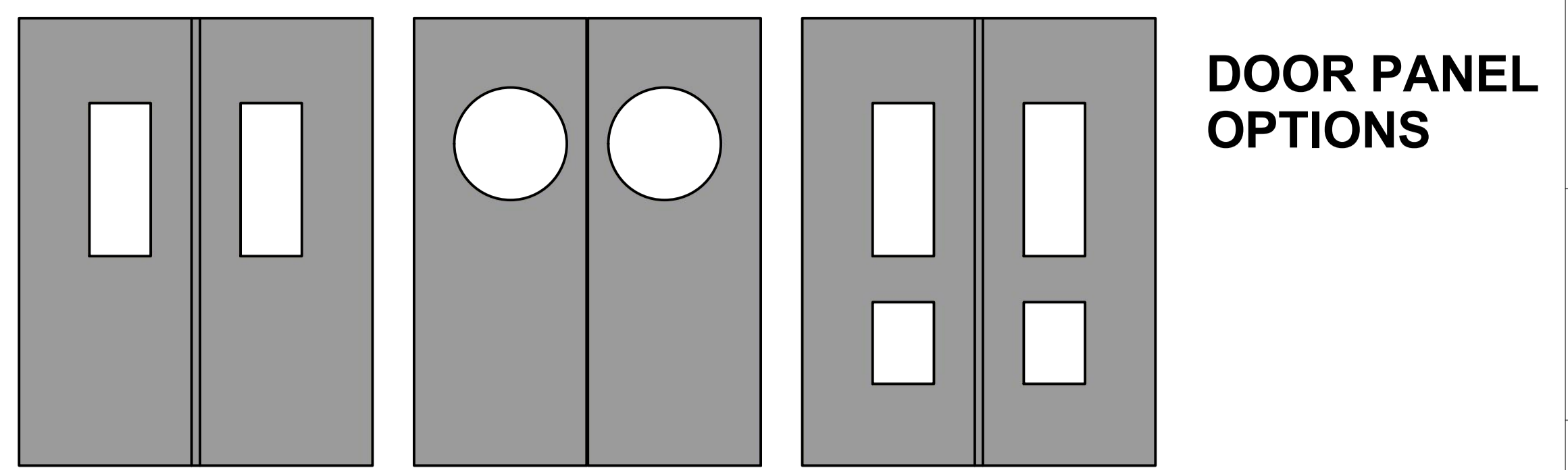

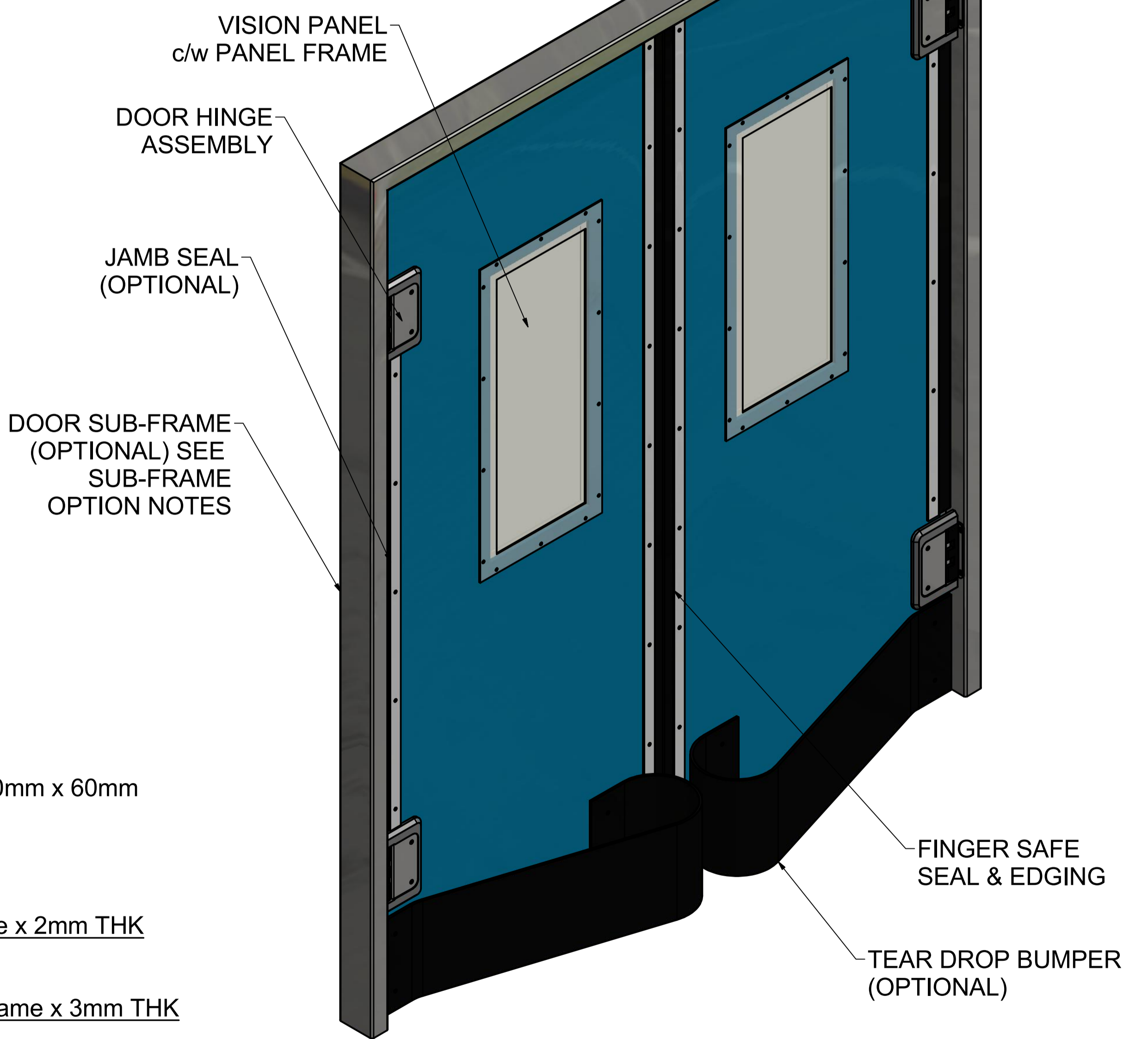


SIDE SECTION B-B



**ISOMETRIC VIEW
K250 DOOR IN FRAME**



SUB-FRAME OPTIONS:
Mild Steel R.H.S
 80mm x 40mm ; 100mm x 50mm & 120mm x 60mm

S/Steel R.H.S
 80mm x 40mm & 100mm x 50mm

S/Steel 'U Channel' Wrap Round Frame x 2mm THK
 Wall Depth 80mm, 100mm, 120mm

Aluminium 'U Channel' Wrap Round Frame x 3mm THK
 Wall Depth 100mm

This drawing and information thereon is the sole property of Kenfield Limited and must not be copied or used without the prior written approval of Kenfield Limited. All Copyright reserved for Kenfield Limited

GENERAL NOTES
 Refer to current issue of any British Standard specified within this documents
 If in Doubt Ask - Don Not Scale
 DO NOT MODIFY THIS DRAWING - IT IS AN AutoCAD/INVENTOR FILE

MECHANICAL TOLERANCES
 TOLERANCING TO BE IN ACCORDANCE WITH BS EN 20286-2: 1993 & ISO-286-2: 1988
 LIMITS AND FITS TO BS4500
 GENERAL: FABRICATION ±3.0mm MACHINING: ±0.25mm
 SPECIFIC:
 0 ±0.25mm
 0.0 ±0.125mm
 0.00 ±0.025mm



Kenfield Limited
 29-31 Melchett Road, Kings Norton, Birmingham, B30 3HG
 Tel: 0121 451 3051 Fax: 0121 433 3247 Email: sales@kenfield.com Website: www.kenfield.com

Drawn by ArOJ	Date 09/03/17	Title REQUIRED STRUCTURAL OPENING DETAILS - K250 GRP RETAIL DOOR				
Checked by ArOJ	Date 09/03/17					
Approved by ArOJ	Date 09/03/17	Customer Project K250 GRP RETAIL DOOR				
Sheet Size A1	Projection 	Scale NTS				
Rev. No	Revision Note	Rev. by	Rev. date	Drawing No K-250-0001-0	Rev. 0	Sheet No 1 OF 1