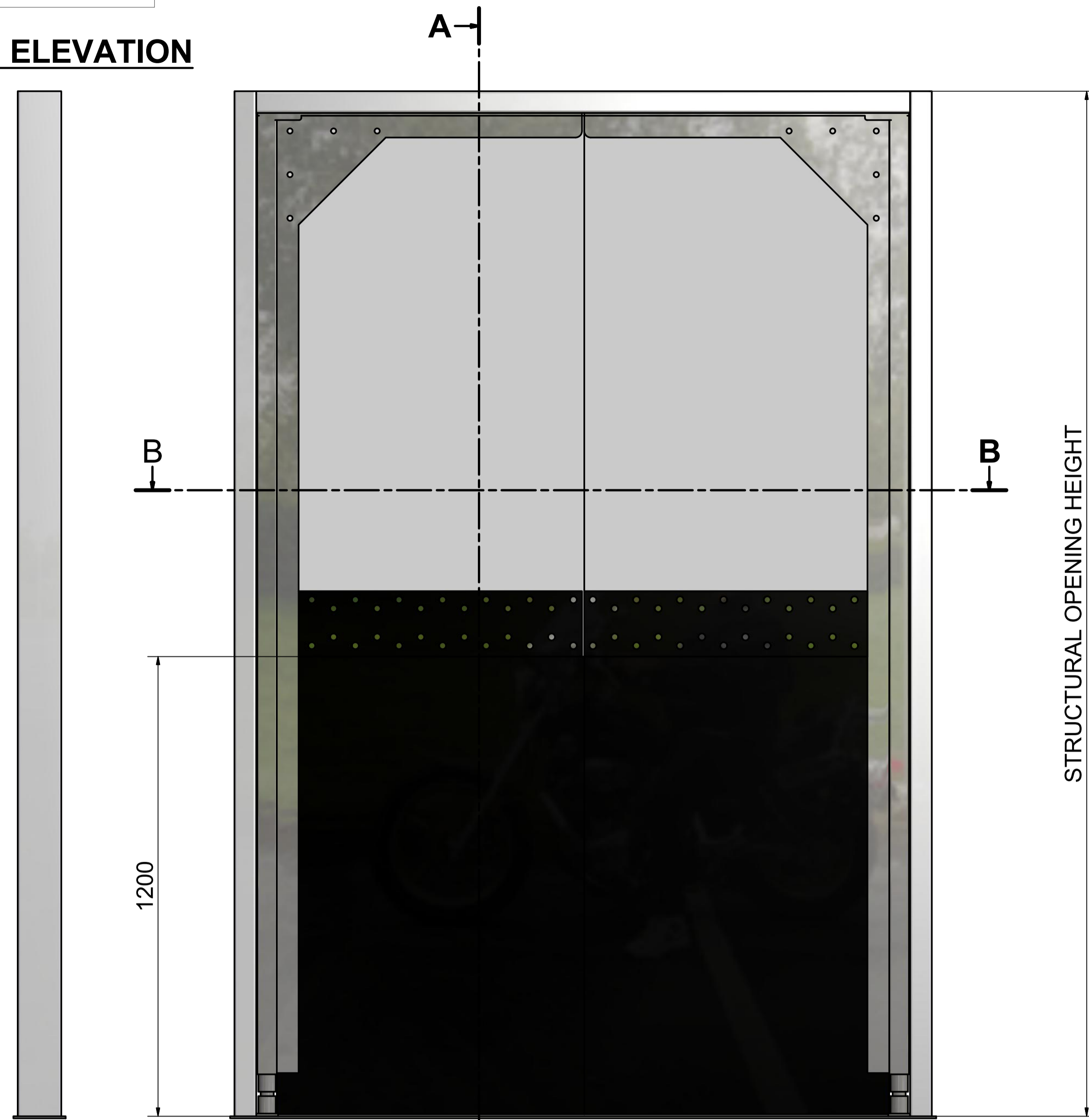
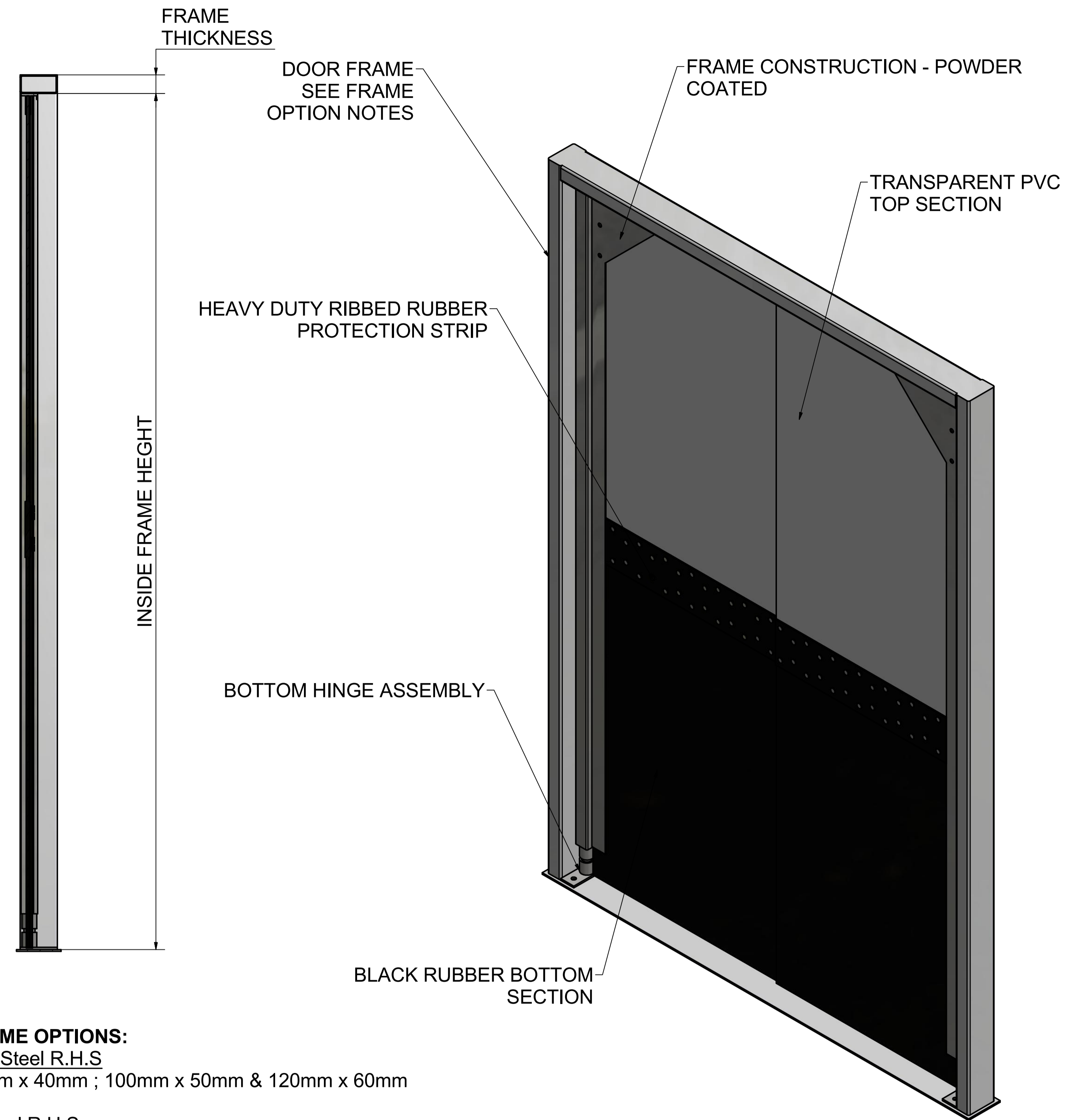


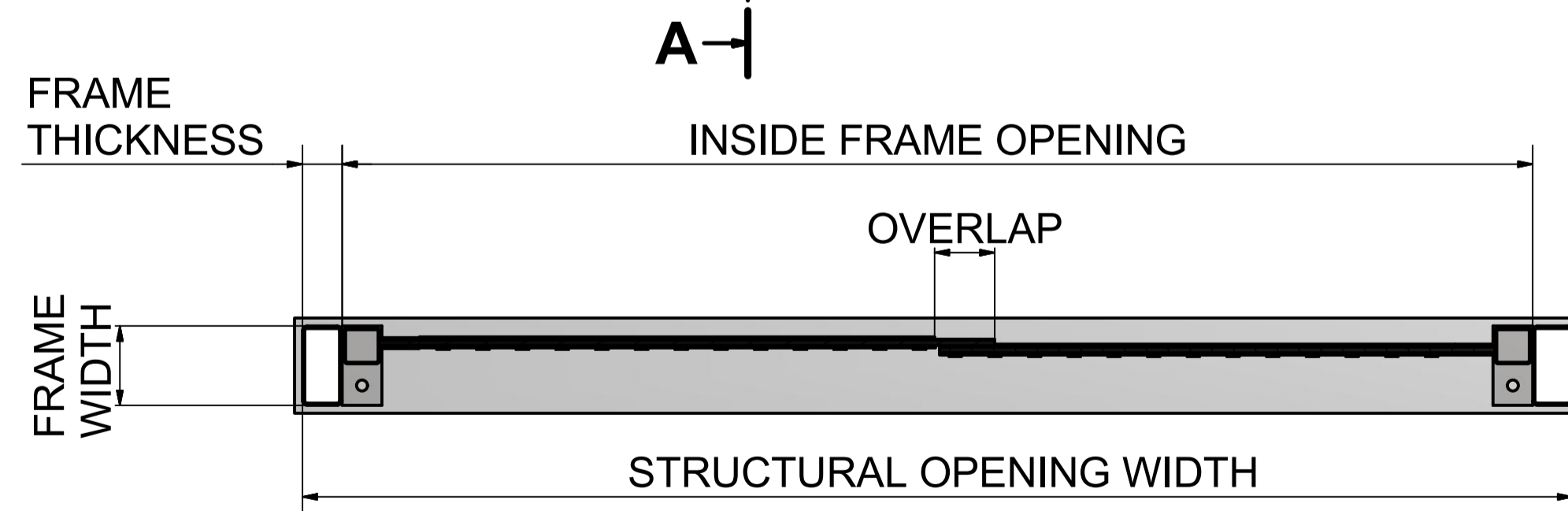
SIDE ELEVATION



SIDE SECTION A-A



ISOMETRIC VIEW OF K550 DOOR



PLAN SECTION B-B

FRAME OPTIONS:

Mild Steel R.H.S
80mm x 40mm ; 100mm x 50mm & 120mm x 60mm

S/Steel R.H.S
80mmx 40mm & 100mm x 50mm

S/Steel 'U Channel' Wrap Round Frame x 2mm THK
Wall Depth 80mm, 100mm, 120mm

Aluminium 'U Channel' Wrap Round Frame x 3mm THK
Wall Depth 100mm

This drawing and information thereon is the sole property of Kenfield Limited and must not be copied or used without the prior written approval of Kenfield Limited. All Copyright reserved for Kenfield Limited

GENERAL NOTES
Refer to current issue of any British Standard specified within this documents
If in Doubt Ask - Don Not Scale
DO NOT MODIFY THIS DRAWING - IT IS AN AutoCAD/INVENTOR FILE

MECHANICAL TOLERANCES
TOLERANCING TO BE IN ACCORDANCE WITH BS EN 20286-2: 1993 & ISO-286-2: 1988
LIMITS AND FITS TO BS4500
GENERAL: FABRICATION ±3.0mm MACHINING: ±0.25mm
SPECIFIC:
0 ±0.25mm
0.0 ±0.125mm
0.00 ±0.025mm



Kenfield Limited

29-31 Melchett Road, Kings Norton, Birmingham, B30 3HG
Tel: 0121 451 3051 Fax: 0121 433 3247 Email: sales@kenfield.com Website: www.kenfield.com

Drawn by ArOJ	Date 09/03/17	Title GENERAL ARRANGEMENT K550 HEAVY DUTY RETAIL/WAREHOUSE DOOR				
Checked by ArOJ	Date 09/03/17					
Approved by ArOJ	Date 09/03/17					
Sheet Size A1	Projection 	Scale NTS	Customer Project K550 HD Retail/Warehouse Door	Drawing No K-550-0001-0	Rev. 0	Sheet No 1 OF 1