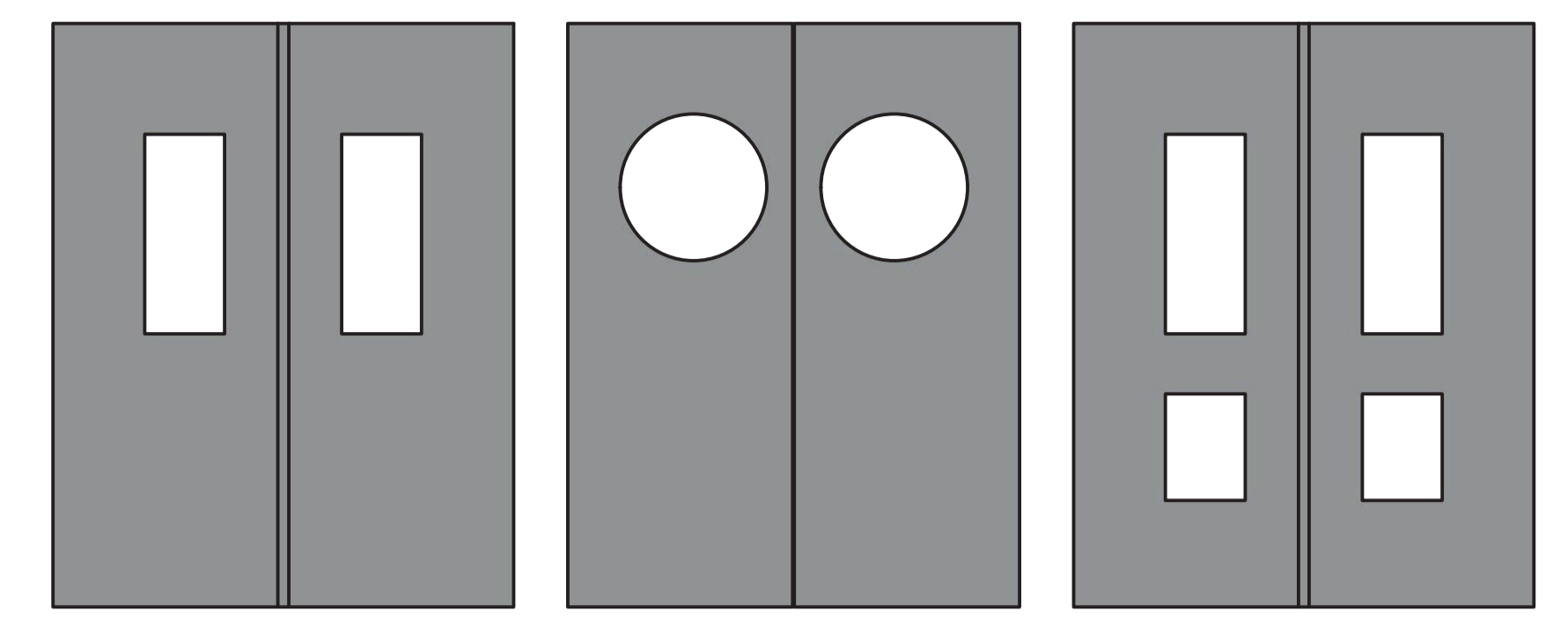

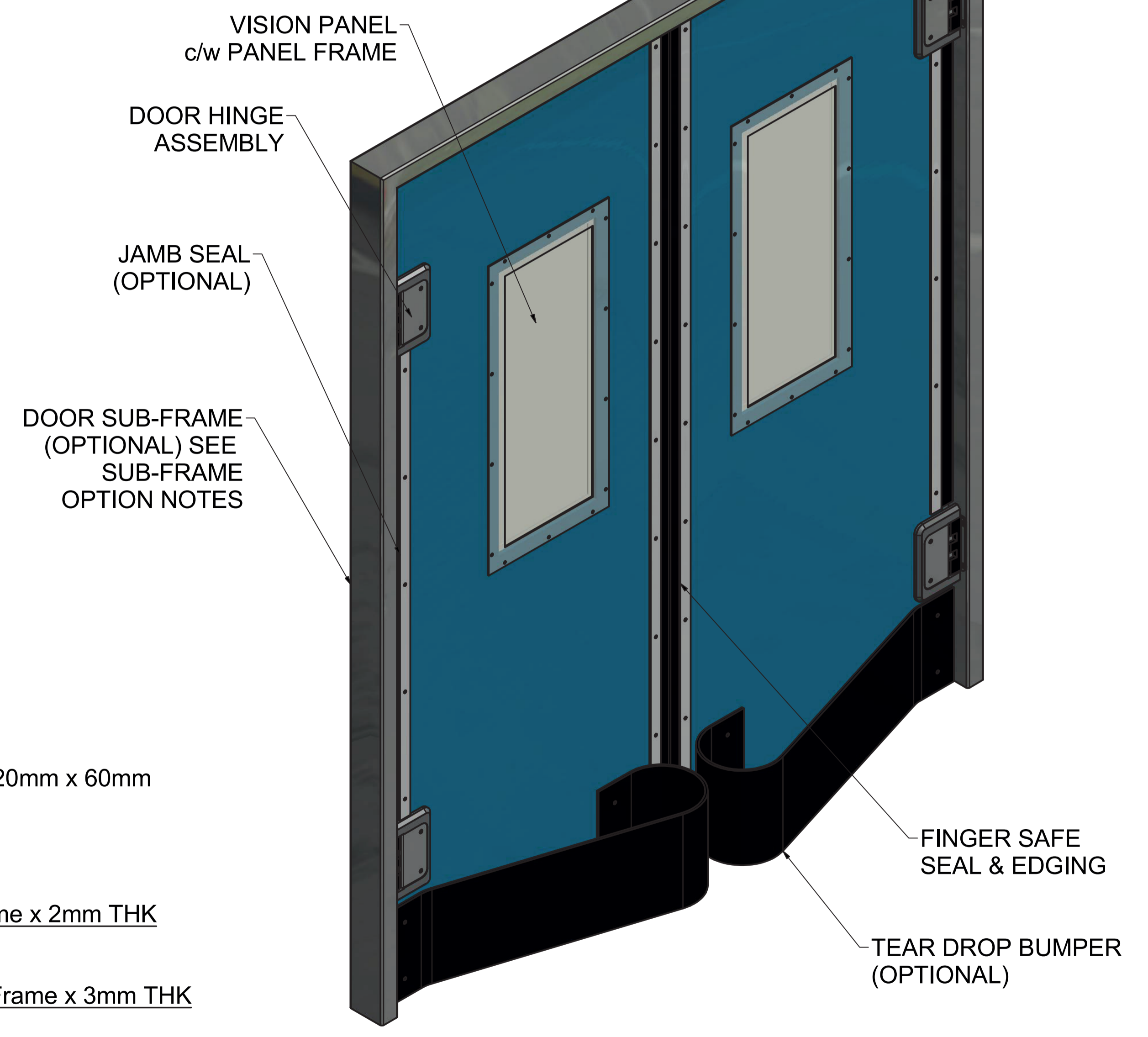


PLAN SECTION A-A

SIDE SECTION B-B



**ISOMETRIC VIEW
K250 DOOR IN FRAME**



- SUB-FRAME OPTIONS:**
- Mild Steel R.H.S
80mm x 40mm ; 100mm x 50mm & 120mm x 60mm
 - S/Steel R.H.S
80mmx 40mm & 100mm x 50mm
 - S/Steel 'U Channel' Wrap Round Frame x 2mm THK
Wall Depth 80mm, 100mm, 120mm
 - Aluminium 'U Channel' Wrap Round Frame x 3mm THK
Wall Depth 100mm

This drawing and information thereon is the sole property of Kenfield Limited and must not be copied or used without the prior written approval of Kenfield Limited. All Copyright reserved for Kenfield Limited

GENERAL NOTES
Refer to current issue of any British Standard specified within this documents
If in Doubt Ask - Don Not Scale
DO NOT MODIFY THIS DRAWING - IT IS AN AutoCAD/INVENTOR FILE

MECHANICAL TOLERANCES
TOLERANCING TO BE IN ACCORDANCE WITH BS EN 20286-2: 1993 & ISO-286-2: 1988
LIMITS AND FITS TO BS4500
GENERAL: FABRICATION ±0.0mm MACHINING: ±0.25mm
SPECIFIC:
0 ±0.25mm
0.0 ±0.125mm
0.00 ±0.025mm



Manufacturer: KENFIELD LIMITED 29-31 Melchett Road, Kings Norton Business Centre, Kings Norton, Birmingham B30 3HG Tel: 0121 451 3051;
www.kenfield.com; www.pvc-strip-doors.co.uk; sales@kenfield.com

Drawn by ArOJ	Date 09/03/17	Title REQUIRED STRUCTURAL OPENING DETAILS - K250 GRP RETAIL DOOR				
Checked by ArOJ	Date 09/03/17					
Approved by ArOJ	Date 09/03/17					
Customer Project	K250 GRP RETAIL DOOR					
Sheet Size A1	Projection 	Scale NTS				
Rev. No	Revision Note	Rev. by	Rev. date	Drawing No K-250-0001-0	Rev. 0	Sheet No 1 OF 1