Drawing No
K-550-0001-0

SIDE ELEVATION

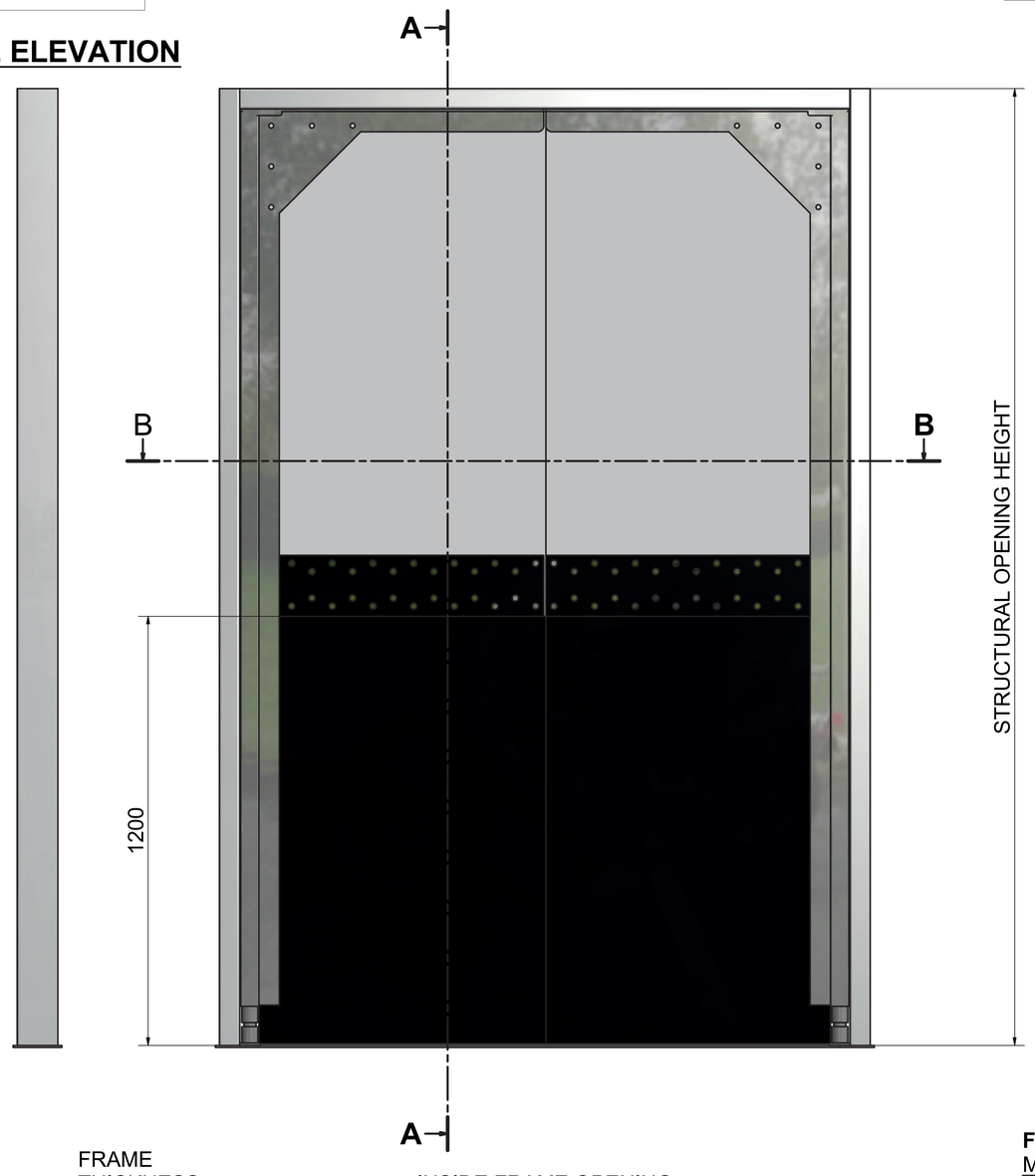

SIDE SECTION A-A



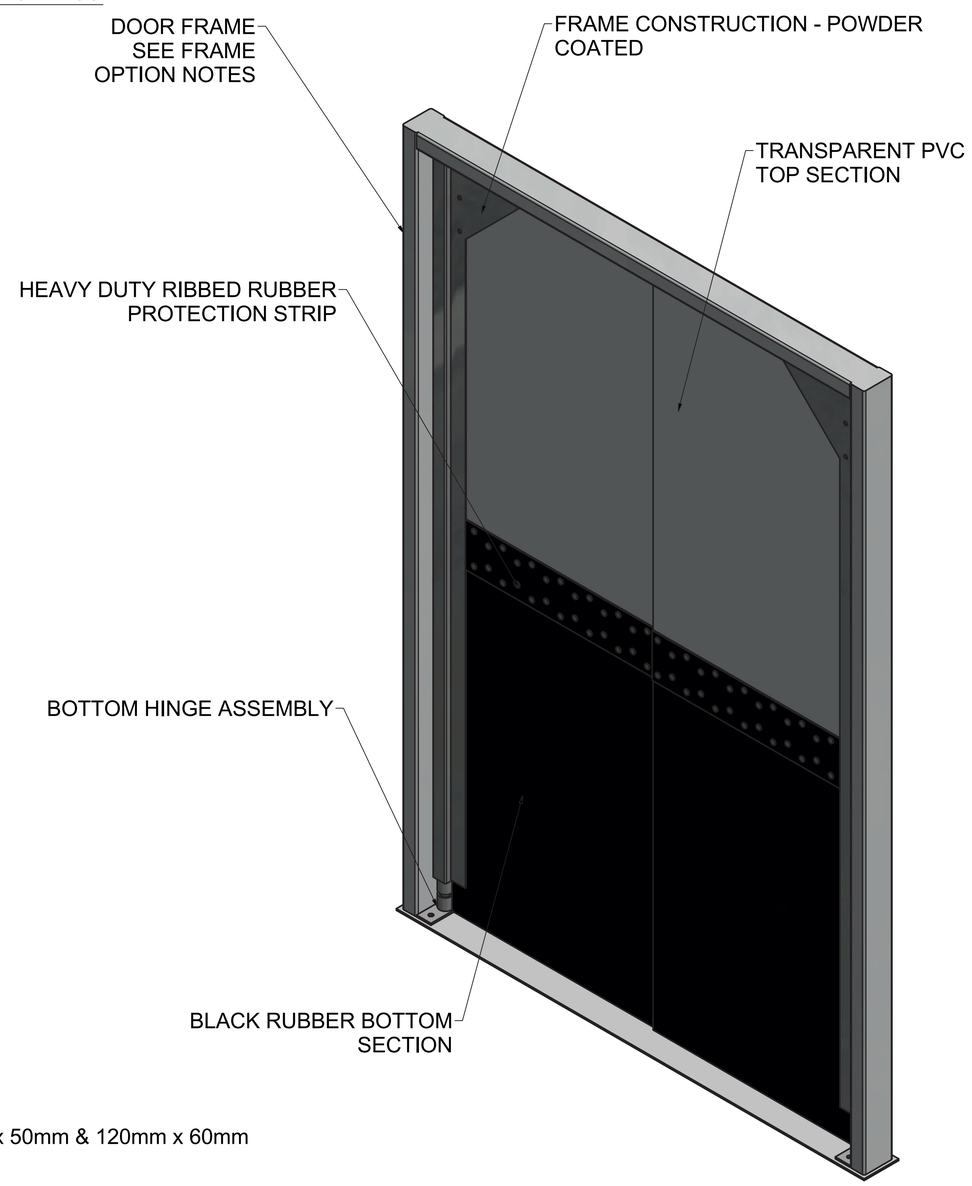

ISOMETRIC VIEW OF K550 DOOR

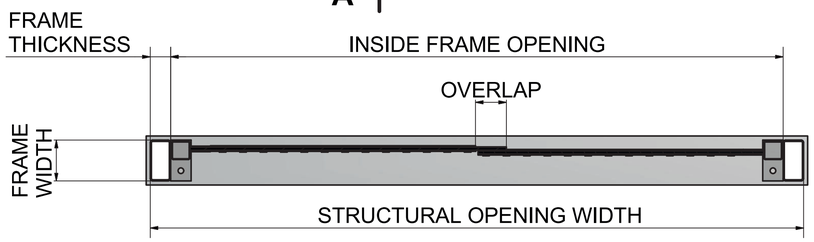

PLAN SECTION B-B

FRAME OPTIONS:

Mild Steel R.H.S
80mm x 40mm ; 100mm x 50mm & 120mm x 60mm

S/Steel R.H.S
80mmx 40mm & 100mm x 50mm

S/Steel 'U Channel' Wrap Round Frame x 2mm THK
Wall Depth 80mm, 100mm, 120mm

Aluminium 'U Channel' Wrap Round Frame x 3mm THK
Wall Depth 100mm

Rev. No	Revision Note	Rev. by	Rev. date

This drawing and information thereon is the sole property of **Kenfield Limited** and must not be copied or used without the prior written approval of **Kenfield Limited.**
All Copyright reserved for Kenfield Limited

GENERAL NOTES:
Refer to current issue of any British Standard specified within this documents
If in Doubt Ask! – Don Not Scale
DO NOT MODIFY THIS DRAWING - IT IS AN AutoCAD/INVENTOR FILE

MECHANICAL TOLERANCES
TOLERANCING TO BE IN ACCORDANCE WITH BS EN 20286-2: 1993 & ISO-286-2: 1988
LIMITS AND FITS TO BS4500
GENERAL: FABRICATION ±3.0mm MACHINING: ±0.25mm
SPECIFIC:
0 ±0.25mm
0,0 ±0.125mm
0,00 ±0.025mm

Kenfield®

Manufacturer: KENFIELD LIMITED 29-31 Melchett Road, Kings Norton Business Centre, Kings Norton, Birmingham B30 3HG Tel: 0121 451 3051;
www.kenfield.com; www.pvc-strip-doors.co.uk; sales@kenfield.com

Drawn by ArOJ	Date 09/03/17	Title	GENERAL ARRANGEMENT K550 HEAVY DUTY RETAIL/WAREHOUSE DOOR
Checked by ArOJ	Date 09/03/17		
Approved by ArOJ	Date 09/03/17	Customer Project	K550 HD Retail/Warehouse Door
Sheet Size A1	Projection	Scale NTS	Drawing No **K-550-0001-0** · Rev. 0 · Sheet No 1 OF 1